

**Primary Dealer Credit Facility Collateral Report**  
For Tuesday, September 30

**Highlights**

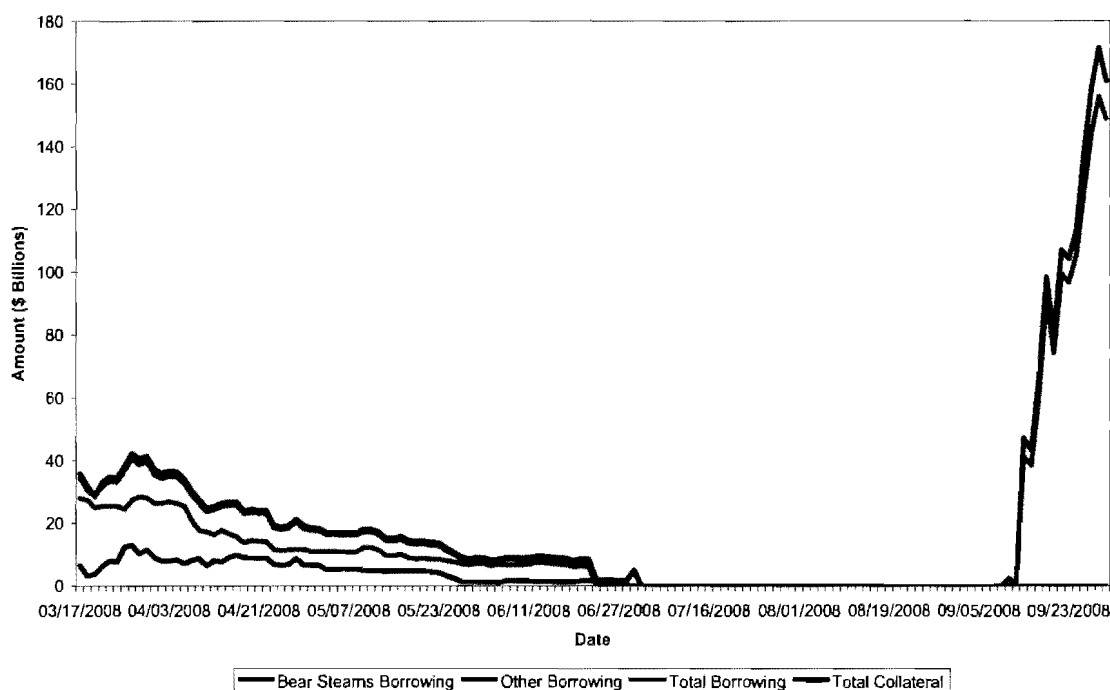
- Total PDCF borrowing declined marginally to \$148.70 billion on Tuesday, due largely to a \$7 billion reduction in borrowing by Barclays.
- Morgan Stanley and Merrill Lynch remain the largest borrowers at the PDCF, with their combined loans totaling more than 63% of total PDCF borrowing.
- Both Morgan Stanley and Merrill Lynch collateral is highly concentrated in equity and convertible bonds at 44 and 64 percent of the total pledged collateral of each of these dealers, respectively.
- Dealers have made extensive use of the relaxed PDCF collateral requirements that took effect in mid-September. Approximately, 74 percent of total collateral now consists of securities not previously eligible at the PDCF. Equities comprise the largest component of this expanded collateral pool (40 percent of total collateral).
- In addition, the September 22<sup>nd</sup> change in collateral eligibility rules for Morgan Stanley, Merrill Lynch and Goldman Sachs that allowed the pledging of foreign denominated securities is also being utilized by these institutions. On Tuesday, approximately 18.4 percent of the total collateral provided by these dealers was comprised of foreign denominated securities. Just over 5 percent was foreign denominated sovereign debt.

**Overnight Borrowings – in billions**

<b>Dealer</b>	<b>30SEP2008</b>	<b>29SEP2008</b>	<b>26SEP2008</b>	<b>25SEP2008</b>	<b>24SEP2008</b>
BNP Paribas	1.37				
Bank of America	9.25	8.25	7.00	6.00	5.00
Barclays	8.00	15.00	14.00	14.00	14.00
Cantor	0.30				
Citigroup	14.10	15.50	13.45	13.65	13.55
Goldman Sachs	16.50	15.00	14.00	12.00	11.00
Merrill Lynch	34.55	36.28	31.52	20.65	20.35
Mizuho	0.34	0.34	0.28	0.28	0.23
Morgan Stanley	60.20	61.29	59.82	51.92	35.32
UBS	4.10	4.10	4.10	6.50	6.20
<b>Total Borrowings</b>	<b>148.70</b>	<b>155.77</b>	<b>144.17</b>	<b>125.00</b>	<b>105.66</b>
<b>Total Collateral</b>	<b>160.8</b>	<b>168.29</b>	<b>155.47</b>	<b>134.84</b>	<b>113.75</b>
<b>Collateral Cushion</b>	<b>8.14%</b>	<b>8.04%</b>	<b>7.84%</b>	<b>7.87%</b>	<b>7.66%</b>

RESTRICTED-FR

PDCF Borrowing Trend

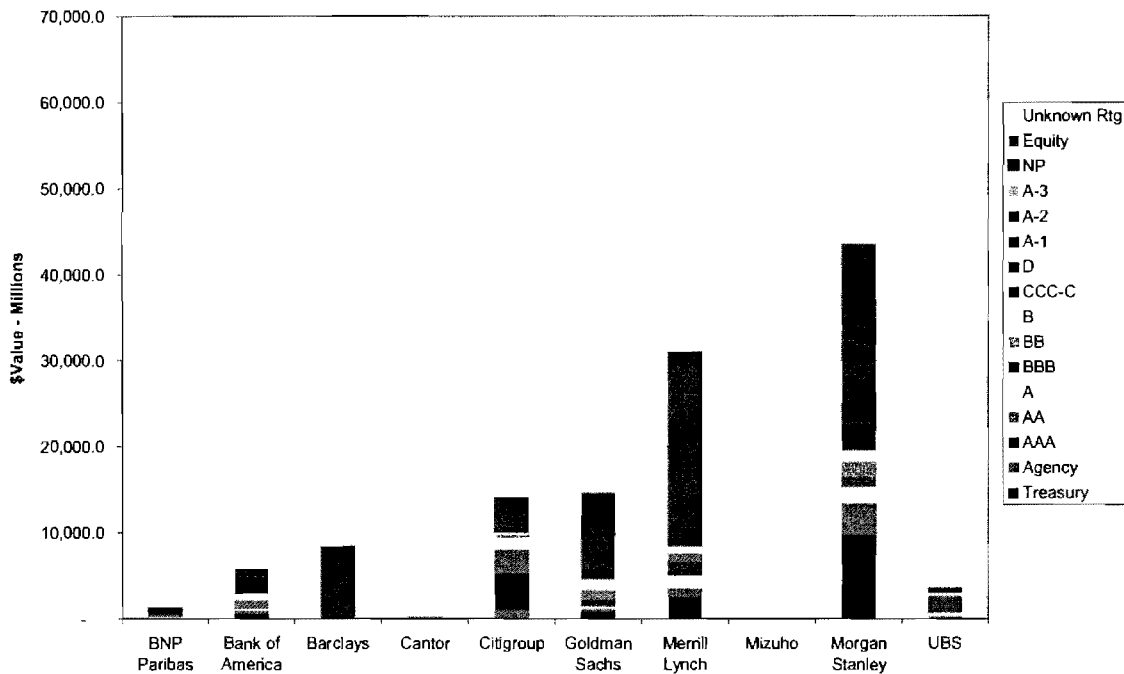


**Composition of Collateral Pledged for September 30 Borrowings - in millions**

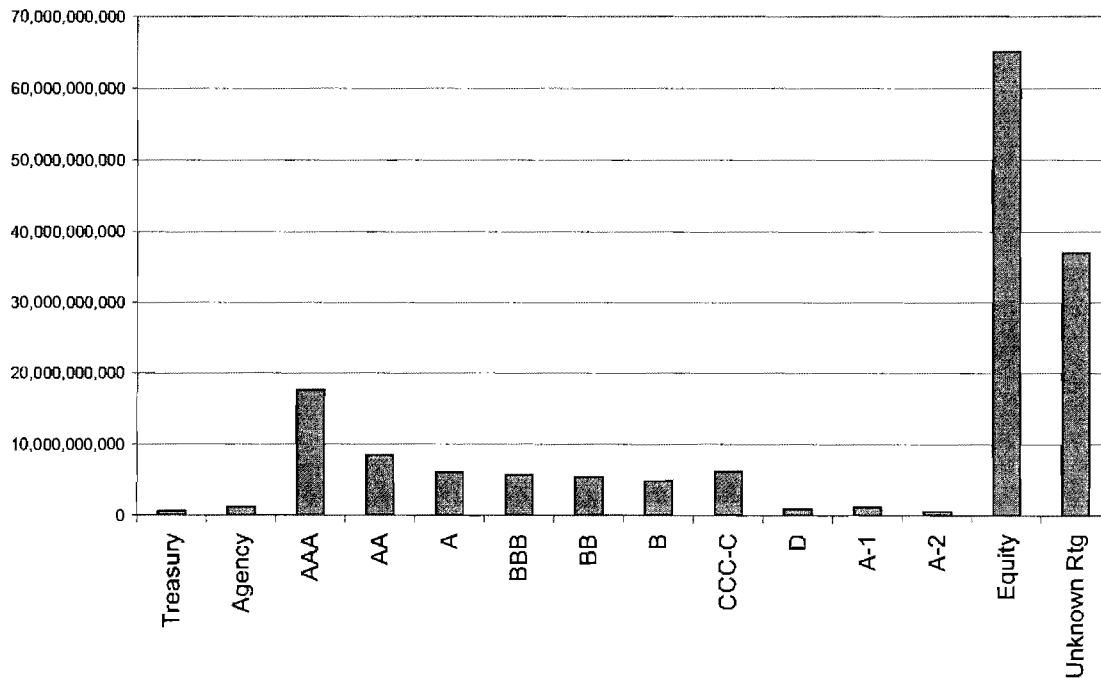
Rating <sup>1</sup>	BNP Paribas	Bank of America	Barclays	Cantor	Citigroup	Goldman Sachs	Merrill Lynch	Mizuho	Morgan Stanley	UBS	Total
Treasury							248.9		317.5		566.4
Agency				121.0	967.8	0.7	19.2	3.2	58.1	1.2	1,171.2
AAA	0.4	553.0	0.7	12.0	4,286.1	833.1	2,327.9	29.6	9,391.0	166.4	17,600.1
AA		386.1		11.2	2,822.7	339.5	953.7	56.3	3,679.7	195.9	8,445.1
A	226.0	246.3		18.4	1,305.0	253.5	1,493.2	260.4	1,899.8	352.6	6,055.2
BBB	176.8	40.7		150.4	49.5	803.4	1,578.6	13.3	1,110.3	1,770.5	5,693.4
BB	35.5	970.8		3.3	325.1	1,078.6	945.0		1,774.0	272.1	5,404.4
B	5.9	763.5		2.3	258.9	1,312.9	847.8		1,371.7	356.2	4,919.3
CCC-C	396.0	1,781.5		0.3	27.7	1,068.6	753.3		1,957.4	174.4	6,159.1
D		15.9			74.6	100.3	216.7		297.1	202.5	907.2
A-1	511.0								652.9		1,163.9
A-2		382.9								174.7	557.5
A-3											
NP											
Equity	85.9	755.2	8,506.6		4,127.9	8,859.5	21,687.0		21,062.0		65,084.0
Unknown Rtg	23.4	4,020.3	53.3	32.4	879.6	3,261.1	6,184.1		17,818.7	838.4	33,111.2
<b>Total Collateral</b>	<b>1,460.8</b>	<b>9,916.3</b>	<b>8,560.5</b>	<b>351.5</b>	<b>15,124.8</b>	<b>17,911.2</b>	<b>37,255.4</b>	<b>362.8</b>	<b>65,353.9</b>	<b>4,504.8</b>	<b>156,838.1</b>
<b>Total Borrowings</b>	<b>1,365.0</b>	<b>9,250.0</b>	<b>8,000.0</b>	<b>300.0</b>	<b>14,100.0</b>	<b>16,500.0</b>	<b>34,551.0</b>	<b>339.2</b>	<b>60,196.2</b>	<b>4,100.0</b>	<b>148,701.5</b>
Collateral Cushion	7.02%	7.20%	7.01%	17.17%	7.27%	8.55%	7.83%	6.94%	8.57%	9.87%	5.47%

<sup>1</sup> As of May 30, reported ratings reflect the lowest of the available investment grade ratings of each security.

Collateral Value and Rating Distribution by Dealer

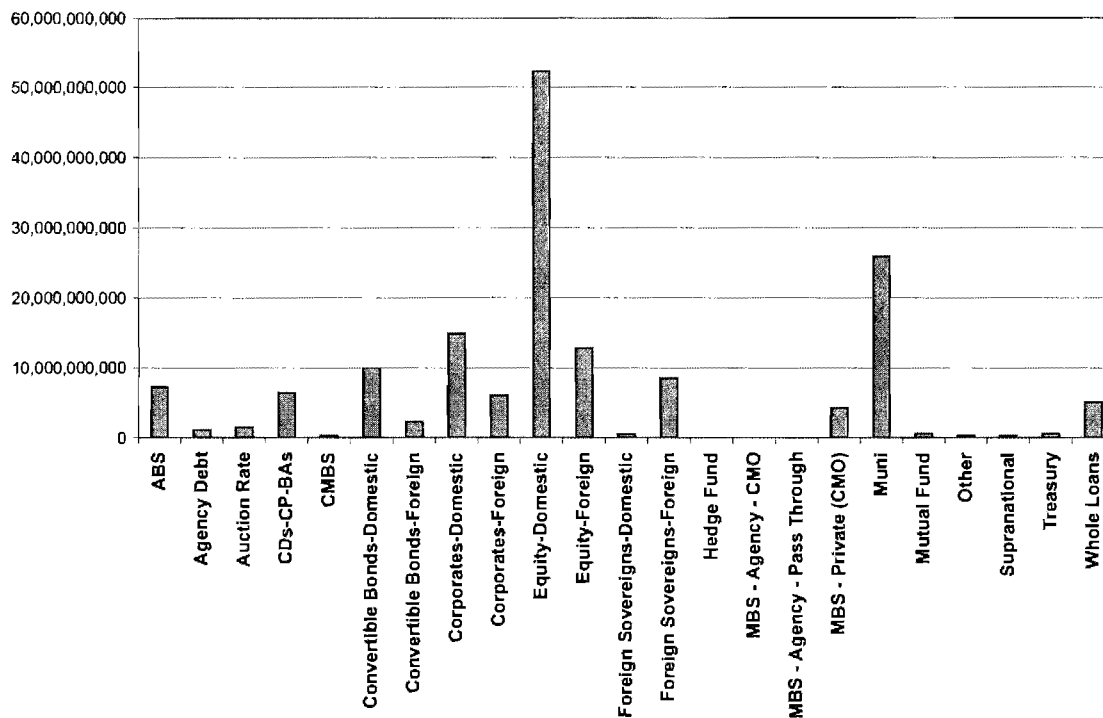


Distribution of Total Pledged Collateral by Rating



RESTRICTED-FR

**Distribution of Total Pledged Collateral by Asset Class**



**Collateral Composition across all PDCF Participating Dealers**

Rating	Dollar Value	% Total
Treasury	566,403,910	0.35%
Agency	1,171,172,567	0.73%
AAA	17,600,073,109	10.95%
AA	8,445,119,250	5.25%
A	6,055,249,525	3.77%
BBB	5,693,422,036	3.54%
BB	5,404,428,708	3.36%
B	4,919,299,551	3.06%
CCC-C	6,159,132,610	3.83%
D	907,160,751	0.56%
A-1	1,163,926,111	0.72%
A-2	557,510,283	0.35%
Equity	65,084,039,912	40.47%
Unknown Rtg	37,074,995,829	23.06%
Total	160,801,934,152	100.00%

RESTRICTED-FR

**Collateral Composition across all PDCF Participating Dealers (continued)**

<b>Collateral Type</b>	<b>Dollar Value</b>	<b>% Total</b>
ABS	7,204,523,506	4.48%
Agency Debt	1,119,939,498	0.70%
Auction Rate	1,473,034,004	0.92%
CDs-CP-BAs	6,381,142,051	3.97%
CMBS	295,782,961	0.18%
Convertible Bonds-Domestic	9,985,968,816	6.21%
Convertible Bonds-Foreign	2,317,414,199	1.44%
Corporates-Domestic	14,878,365,290	9.25%
Corporates-Foreign	6,049,877,096	3.76%
Equity-Domestic	52,276,314,876	32.51%
Equity-Foreign	12,807,725,036	7.96%
Foreign Sovereigns-Domestic	515,680,297	0.32%
Foreign Sovereigns-Foreign	8,467,937,686	5.27%
Hedge Fund	467,098	0.00%
MBS - Agency - CMO	50,034,688	0.03%
MBS - Agency - Pass Through	1,198,381	0.00%
MBS - Private (CMO)	4,262,695,152	2.65%
Muni	25,863,430,060	16.08%
Mutual Fund	615,387,712	0.38%
Other	321,037,631	0.20%
Supranational	303,061,221	0.19%
Treasury	566,403,910	0.35%
Whole Loans	5,044,512,983	3.14%
<b>Total</b>	<b>160,801,934,152</b>	<b>100.00%</b>

**Collateral Composition by Dealer**

<b>Dealer</b>	<b>Collateral</b>	<b>Rating</b>	<b>Dollar Value</b>	<b>% Total</b>
BNP Paribas	CDs-CP-BAs	A-1	511,034,417	34.98%
	Corporates-Domestic	A	226,020,774	15.47%
		BBB	172,906,510	11.84%
		BB	33,244,716	2.28%
		B	4,528,841	0.31%
		CCC-C	395,968,581	27.11%
		Unknown Rtg	23,352,194	1.60%
	Equity-Domestic	Equity	85,854,036	5.88%
	MBS - Private (CMO)	AAA	369,181	0.03%
BBB		3,934,300	0.27%	
BB		2,243,763	0.15%	
B		1,363,085	0.09%	
<b>Dealer Total</b>			<b>1,460,820,397</b>	<b>100.00%</b>

RESTRICTED-FR

**Collateral Composition by Dealer (continued)**

Dealer	Collateral	Rating	Dollar Value	% Total
Bank of America	ABS	AA	7,713,897	0.08%
		A	549,933	0.01%
		BBB	394,468	0.00%
		BB	54,066,769	0.55%
		B	52,399,550	0.53%
		CCC-C	49,556,530	0.50%
		D	10,411,184	0.10%
		Unknown Rtg	54,793,688	0.55%
		CDs-CP-BAs	A-2	382,851,600
	Unknown Rtg		1,124,698,705	11.34%
	Corporates-Domestic	BBB	30,921,902	0.31%
		BB	824,191,372	8.31%
		B	668,120,800	6.74%
		CCC-C	1,698,422,624	17.13%
		D	5,197,957	0.05%
	Equity-Domestic	Unknown Rtg	25,021,467	0.25%
		Equity	755,194,691	7.62%
		MBS - Private (CMO)	BBB	1,828,907
	BB		92,547,851	0.93%
	B		40,282,115	0.41%
CCC-C	7,231,849		0.07%	
D	303,704		0.00%	
Unknown Rtg	5,446,939		0.05%	
Muni	AAA		553,029,725	5.58%
	AA	378,407,116	3.82%	
	A	245,790,884	2.48%	
	BBB	7,575,000	0.08%	
	B	2,733,482	0.03%	
	CCC-C	26,250,000	0.26%	
	Unknown Rtg	2,810,317,802	28.34%	
Dealer Total			9,916,252,511	100.00%
Barclays	Corporates-Domestic	CCC-C	8,784	0.00%
	Equity-Domestic	Equity	8,506,592,701	99.37%
	Mutual Fund	AAA	670,142	0.01%
		Unknown Rtg	53,256,055	0.62%
Dealer Total			8,560,527,682	100.00%

RESTRICTED-FR

**Collateral Composition by Dealer (continued)**

Dealer	Collateral	Rating	Dollar Value	% Total	
Cantor	ABS	AAA	1,038,680	0.30%	
		AA	4,649,631	1.32%	
		BBB	144,506,773	41.12%	
		BB	957,669	0.27%	
		CCC-C	23,936	0.01%	
		Unknown Rtg	2,108,267	0.60%	
		Agency Debt	Agency	121,037,975	34.44%
	Corporates-Domestic	AAA	5,302,127	1.51%	
		AA	6,560,191	1.87%	
		A	18,376,465	5.23%	
		BBB	5,758,094	1.64%	
		BB	2,321,812	0.66%	
		B	2,339,606	0.67%	
		CCC-C	325,095	0.09%	
		MBS - Private (CMO)	AAA	5,685,642	1.62%
			BBB	166,386	0.05%
			BB	10,806	0.00%
		Unknown Rtg	30,281,087	8.62%	
		Dealer Total		351,450,242	100.00%
	Citigroup	ABS	AAA	364,188,288	2.41%
AA			540,239,531	3.57%	
A			332,625,351	2.20%	
BBB			41,169,308	0.27%	
CCC-C			23,207,129	0.15%	
Agency Debt		Agency	967,750,639	6.40%	
Corporates-Domestic		AAA	44,646,246	0.30%	
		AA	103,966,138	0.69%	
		A	230,124,273	1.52%	
		BBB	8,321,026	0.06%	
		CCC-C	4,456,024	0.03%	
		Unknown Rtg	12,546,448	0.08%	
Equity-Domestic		Equity	4,127,875,227	27.29%	
MBS - Private (CMO)		A	181,197,182	1.20%	
		BB	325,138,352	2.15%	
		B	258,889,124	1.71%	
Muni		AAA	3,764,715,142	24.89%	
		AA	2,178,466,157	14.40%	
		A	561,084,446	3.71%	
		D	74,635,000	0.49%	
		Unknown Rtg	826,532,954	5.46%	
Mutual Fund		AAA	112,504,002	0.74%	
		Unknown Rtg	40,486,036	0.27%	
	Dealer Total		15,124,764,023	100.00%	

RESTRICTED-FR

**Collateral Composition by Dealer (continued)**

Dealer	Collateral	Rating	Dollar Value	% Total	
Goldman Sachs	ABS	AAA	186,385,732	1.04%	
		AA	146,499,902	0.82%	
		A	43,890,775	0.25%	
		BBB	212,442,148	1.19%	
		BB	88,086,960	0.49%	
		B	315,836,341	1.76%	
		CCC-C	145,863,380	0.81%	
		D	55,267,851	0.31%	
		Unknown Rtg	71,171,805	0.40%	
	CDs-CP-BAs	Unknown Rtg	648,048,792	3.62%	
	CMBS	Unknown Rtg	98,521,037	0.55%	
	Convertible Bonds-Domestic	AAA	1,193,750	0.01%	
		AA	23,784,929	0.13%	
		A	3,333,663	0.02%	
		BBB	56,365,773	0.31%	
		BB	78,242,868	0.44%	
		B	10,764,685	0.06%	
		Unknown Rtg	871,438,675	4.87%	
		Convertible Bonds-Foreign	AAA	17,045,028	0.10%
			AA	23,561,173	0.13%
	A		55,701,879	0.31%	
	BBB		106,189,857	0.59%	
	BB		9,881,118	0.06%	
	B		34,742,377	0.19%	
	Unknown Rtg		1,037,286,582	5.79%	
Corporates-Domestic	AA		47,754,113	0.27%	
	A		38,058,620	0.21%	
	BBB	147,157,418	0.82%		
	BB	427,215,288	2.39%		
	B	782,856,303	4.37%		
	CCC-C	798,109,961	4.46%		
	D	31,611,987	0.18%		
	Unknown Rtg	182,410,492	1.02%		
	Corporates-Foreign	A	16,842,697	0.09%	
BBB		10,243,754	0.06%		
BB		74,682,889	0.42%		
CCC-C		75,105,517	0.42%		
D		11,341,449	0.06%		
Unknown Rtg		151,014,260	0.84%		
Equity-Domestic		Equity	6,255,851,565	34.93%	
Equity-Foreign		Equity	2,603,670,200	14.54%	
Foreign Sovereigns-Domestic		BB	1,680,558	0.01%	
	B	22,204,229	0.12%		
	Unknown Rtg	3,012,399	0.02%		
Foreign Sovereigns-Foreign	BB	12,656,104	0.07%		
	B	3,591,044	0.02%		
	D	316,258	0.00%		
	Unknown Rtg	2,206,646	0.01%		
Hedge Fund	Unknown Rtg	467,098	0.00%		
MBS - Agency - CMO	Agency	679,624	0.00%		
MBS - Private (CMO)	AAA	573,860,654	3.20%		
	AA	97,924,003	0.55%		
	A	46,415,478	0.26%		
	BBB	215,728,695	1.20%		
	BB	385,749,440	2.15%		
	B	141,547,954	0.79%		
	CCC-C	49,477,059	0.28%		
	D	1,715,666	0.01%		
	Unknown Rtg	51,348,218	0.29%		
	Muni	A	49,302,014	0.28%	
		BBB	55,244,807	0.31%	
BB		421,163	0.00%		
B		1,337,133	0.01%		
D		84,766	0.00%		
Unknown Rtg		67,251,306	0.38%		
Mutual Fund	AAA	54,600,000	0.30%		
	Unknown Rtg	76,952,941	0.43%		
Dealer Total			17,911,248,850	100.00%	



RESTRICTED-FR

**Collateral Composition by Dealer (continued)**

Dealer	Collateral	Rating	Dollar Value	% Total	
Merrill Lynch	ABS	AAA	144,727,518	0.39%	
		AA	138,129,322	0.37%	
		A	118,297,920	0.32%	
		BBB	35,933,153	0.10%	
		BB	71,486,687	0.19%	
		B	83,727,206	0.22%	
		CCC-C	102,210,164	0.27%	
		D	19,639,169	0.05%	
		Unknown Rtg	150,649,319	0.40%	
		Agency Debt	Agency	19,151,679	0.05%
	Auction Rate	AAA	376,648,404	1.01%	
		AA	251,228,109	0.67%	
		A	251,486,083	0.68%	
		BBB	241,797,577	0.65%	
		BB	23,464,000	0.06%	
		B	74,520	0.00%	
		CCC-C	150,329,395	0.40%	
		D	121,443,296	0.33%	
		Unknown Rtg	56,662,711	0.15%	
		CDs-CP-BAs	Unknown Rtg	353,513,689	0.95%
	CMBS	Unknown Rtg	117,313,238	0.31%	
	Convertible Bonds-Domestic	AA	17,344,852	0.05%	
		A	432,034,654	1.16%	
		BBB	297,608,180	0.80%	
		BB	150,782,956	0.40%	
		B	197,425,366	0.53%	
		CCC-C	105,040,952	0.28%	
		D	1,399	0.00%	
		Unknown Rtg	738,388,546	1.98%	
		Convertible Bonds-Foreign	A	3,745,136	0.01%
			BBB	21,747,608	0.06%
		BB	784,719	0.00%	
		B	262,531	0.00%	
		Unknown Rtg	83,105,752	0.22%	
	Corporates-Domestic	AA	39,487,777	0.11%	
		A	217,393,336	0.58%	
		BBB	468,665,546	1.26%	
		BB	291,454,608	0.78%	
		B	238,083,284	0.64%	
		CCC-C	340,927,970	0.92%	
		D	17,230,220	0.05%	
		Unknown Rtg	572,983,219	1.54%	
		Corporates-Foreign	AAA	113,841	0.00%
			AA	26,973,988	0.07%
	A		98,151,550	0.26%	
	BBB		281,826,587	0.76%	
	BB		212,945,390	0.57%	
	B		25,803,219	0.07%	
	CCC-C		49,322,436	0.13%	
	D		35,184,855	0.09%	
	Unknown Rtg		599,227,124	1.61%	
	Equity-Domestic		Equity	20,228,172,258	54.30%
	Equity-Foreign	Equity	1,458,794,765	3.92%	
	Foreign Sovereigns-Domestic	A	11,983,903	0.03%	
		BBB	53,097,103	0.14%	
		BB	108,654,783	0.29%	
		B	226,259,087	0.61%	
		CCC-C	1,269,948	0.00%	
		D	17,104,541	0.05%	
		Foreign Sovereigns-Foreign	AAA	1,264,835,361	3.40%
			A	56,174,244	0.15%
			BBB	98,444,278	0.26%
			BB	12,927,236	0.03%
	B		62,662,547	0.17%	
	D		3,678,335	0.01%	
	Unknown Rtg		169,261,163	0.45%	
	MBS - Private (CMO)		AAA	195,114,832	0.52%
			AA	23,179,540	0.06%
			A	78,447,924	0.21%
		BBB	11,721,938	0.03%	
		BB	60,697,835	0.16%	
		B	10,242,340	0.03%	
		CCC-C	2,386,174	0.01%	
		D	4,736	0.00%	
		Unknown Rtg	11,459,743	0.03%	
		Muni	AAA	330,209,931	0.89%
	AA		457,337,817	1.23%	
	A		218,289,172	0.59%	
	BBB		67,495,374	0.18%	
	BB		500,557	0.00%	
	B		1,261,088	0.00%	
	CCC-C		1,811,923	0.00%	
	Unknown Rtg		1,870,570,465	5.02%	
	Mutual Fund		Unknown Rtg	75,527,772	0.20%
	Other		BBB	225,500	0.00%
		BB	11,306,560	0.03%	
		B	2,055,690	0.01%	
		D	2,412,001	0.01%	
		Unknown Rtg	304,870,977	0.82%	
		Supranational	AAA	16,269,262	0.04%
		A	7,147,665	0.02%	
		Treasury	Treasury	248,930,392	0.67%
		Whole Loans	Unknown Rtg	1,080,714,811	2.90%
		Dealer Total		37,255,361,037	100.00%

RESTRICTED-FR

**Collateral Composition by Dealer (continued)**

Dealer	Collateral	Rating	Dollar Value	% Total	
Mizuho	Agency Debt	Agency	3,230,370	0.89%	
		AAA	29,579,274	8.15%	
	Corporates-Domestic	AA	56,341,455	15.53%	
		A	260,384,451	71.77%	
		BBB	13,276,887	3.66%	
Dealer Total			362,812,437	100.00%	
Morgan Stanley	ABS	AAA	549,466,387	0.84%	
		AA	25,364,213	0.04%	
	A	24,815,964	0.04%		
	BBB	50,618,366	0.08%		
	BB	229,560,976	0.35%		
	B	162,061,005	0.25%		
	CCC-C	351,714,366	0.54%		
	D	209,109,400	0.32%		
	Unknown Rtg	235,157,762	0.36%		
	Agency Debt	Agency	8,768,835	0.01%	
	CDs-CP-BAs	A-1	652,891,694	1.00%	
		Unknown Rtg	2,533,444,471	3.88%	
	CMBS	Unknown Rtg	79,948,686	0.12%	
	Convertible Bonds-Domestic	AA	37,435,329	0.06%	
		A	147,191,604	0.23%	
		BBB	248,674,761	0.38%	
		BB	878,257,548	1.34%	
		B	691,019,848	1.06%	
		CCC-C	408,948,873	0.63%	
		D	16,365,168	0.03%	
		Unknown Rtg	4,015,625,755	6.14%	
		Convertible Bonds-Foreign	AAA	19,656,458	0.03%
			AA	882,928	0.00%
	A		5,703,353	0.01%	
	BBB		22,570,259	0.03%	
	BB		15,673,761	0.02%	
	B		15,708,208	0.02%	
	Unknown Rtg		843,175,471	1.29%	
	Corporates-Domestic	AAA	234,888,259	0.36%	
		AA	303,582,902	0.46%	
		A	371,850,193	0.57%	
		BBB	467,058,807	0.71%	
		BB	208,290,189	0.32%	
B		241,671,894	0.37%		
CCC-C		1,067,642,131	1.63%		
D		58,007,713	0.09%		
Unknown Rtg		980,775,289	1.50%		
Corporates-Foreign		AAA	347,909,893	0.53%	
		AA	453,277,430	0.69%	
	A	881,048,111	1.35%		
	BBB	163,761,628	0.25%		
	BB	193,109,320	0.30%		
	B	78,405,885	0.12%		
	CCC-C	54,258,439	0.08%		
	D	9,627,666	0.01%		
	Unknown Rtg	2,199,699,169	3.37%		
	Equity-Domestic	Equity	12,316,774,399	18.85%	
Equity-Foreign	Equity	8,745,260,072	13.38%		
Foreign Sovereigns-Domestic	AAA	64	0.00%		
	BB	24,650,679	0.04%		
	B	44,155,733	0.07%		
	D	1,607,272	0.00%		
Foreign Sovereigns-Foreign	AAA	5,262,572,423	8.05%		
	AA	1,402,528,139	2.15%		
	BBB	40,250,338	0.06%		
	BB	277,486	0.00%		
	Unknown Rtg	75,556,084	0.12%		
	MBS - Agency - CMO	Agency	49,355,064	0.08%	
MBS - Agency - Pass Through	Agency	17,531	0.00%		
MBS - Private (CMO)	AAA	21,217,821	0.03%		
	AA	15,557,478	0.02%		
	A	8,614,966	0.01%		
	BBB	78,279,513	0.12%		
	BB	216,996,182	0.33%		
	B	103,081,946	0.16%		
	CCC-C	38,339,816	0.06%		
	D	2,352,510	0.00%		
Unknown Rtg	38,836,014	0.06%			
Muni	AAA	2,624,803,539	4.02%		
	AA	1,441,064,919	2.21%		
	A	460,544,373	0.70%		
	BBB	38,842,629	0.06%		
	BB	7,160,579	0.01%		
	B	35,603,185	0.05%		
	CCC-C	36,519,758	0.06%		
	Unknown Rtg	6,665,900,410	10.20%		
Mutual Fund	AAA	50,820,152	0.08%		
	Unknown Rtg	150,570,611	0.23%		
Supranational	AAA	279,644,294	0.43%		
Whole Loans	Unknown Rtg	3,963,798,172	6.07%		
Treasury	Treasury	317,473,518	0.49%		
Dealer Total			65,353,904,036	100.00%	

RESTRICTED-FR

**Collateral Composition by Dealer (continued)**

<b>Dealer</b>	<b>Collateral</b>	<b>Rating</b>	<b>Dollar Value</b>	<b>% Total</b>
UBS	ABS	AAA	63,391,113	1.41%
		AA	164,647,381	3.65%
		A	291,871,576	6.48%
		BBB	152,596,916	3.39%
		BB	160,780,163	3.57%
		B	323,847,887	7.19%
		CCC-C	157,244,065	3.49%
		D	185,120,108	4.11%
		Unknown Rtg	52,310,923	1.16%
	CDs-CP-BAs	A-2	174,658,683	3.88%
	Convertible Bonds-Domestic	A	25,567,609	0.57%
		BBB	261,288,899	5.80%
		Unknown Rtg	271,642,174	6.03%
	Corporates-Domestic	A	425,298	0.01%
		BBB	1,332,936,912	29.59%
		BB	6,414,003	0.14%
		B	38,121	0.00%
		Unknown Rtg	50,851,304	1.13%
	MBS - Agency - Pass Through	Agency	1,180,850	0.03%
	MBS - Private (CMO)	AAA	102,969,944	2.29%
		AA	31,228,891	0.69%
		A	34,766,008	0.77%
		BBB	23,648,150	0.52%
		BB	104,820,840	2.33%
		B	32,247,744	0.72%
		CCC-C	17,159,823	0.38%
		D	17,386,539	0.39%
Unknown Rtg		461,248,670	10.24%	
Muni	Unknown Rtg	2,335,441	0.05%	
Other	BB	92,353	0.00%	
	B	74,550	0.00%	
<b>Dealer Total</b>			<b>4,504,792,937</b>	<b>100.00%</b>

**Notes**

1. The market value of the overnight PDCF collateral is the market value reported by the clearing banks.
2. As of May 30, the classification of securities has been slightly adjusted to more closely align securities with their descriptive category.