

Primary Dealer Credit Facility Collateral Report
For Monday, October 20

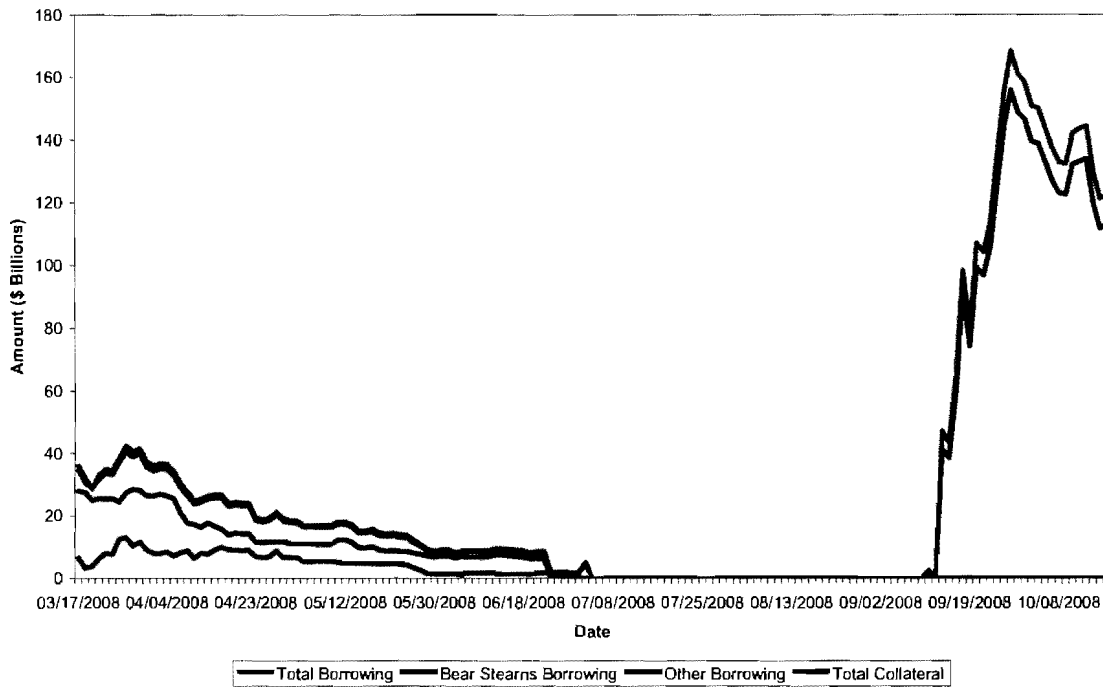
Highlights

- Total PDCF borrowing rose marginally on Monday to \$112.8 billion.
- Morgan Stanley continued to reduce its PDCF usage, with borrowing now down to just over \$32 billion from a high of over \$61 billion three weeks ago.
- Morgan Stanley collateral consists primarily of equities (37%), municipal securities (15%), corporate bonds (13%) and convertible bonds (13%).

Overnight Borrowings – in billions

Dealer	20OCT2008	17OCT2008	16OCT2008	15OCT2008	14OCT2008
BNP Paribas	1.88	1.80	2.19	2.70	2.00
Bank of America	11.00	7.50	9.20	9.00	11.00
Barclays	1.30	1.50	1.50	2.00	2.00
Citigroup	13.90	13.70	14.25	15.55	16.00
Goldman Sachs	19.00	19.00	21.20	24.20	21.20
Merrill Lynch	31.69	30.53	31.81	36.45	35.82
Mizuho	1.80	1.44	1.43	1.29	0.86
Morgan Stanley	32.24	36.31	37.99	42.67	44.17
Total Borrowings	112.81	111.78	119.56	133.87	133.05
Total Collateral	122.32	121.28	129.63	144.29	143.5
Collateral Cushion	8.43%	8.50%	8.42%	7.78%	7.85%

PDCF Borrowing Trend



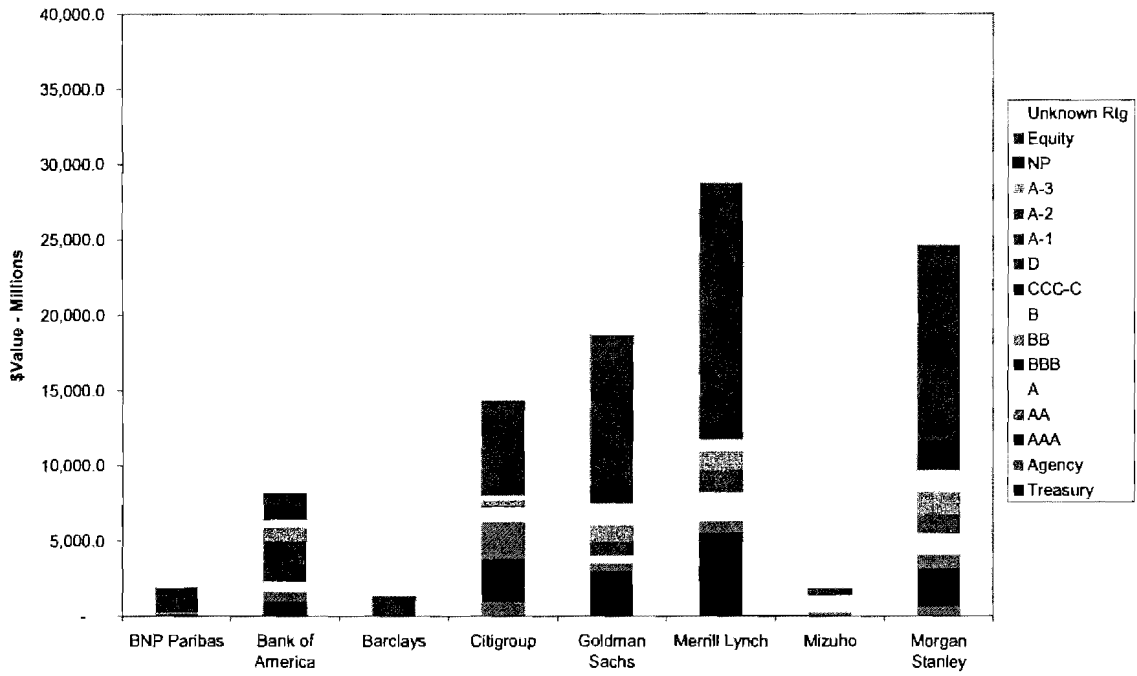
Composition of Collateral Pledged for October 20 Borrowings - in millions

Rating ¹	BNP Paribas	Bank of America	Barclays	Citigroup	Goldman Sachs	Merrill Lynch	Mizuho	Morgan Stanley	Total
Treasury		395.2				700.1			1,095.3
Agency		7.5		966.7	0.6	45.7		620.0	1,640.5
AAA		586.1	0.6	2,853.1	3,013.1	4,810.9	36.4	2,554.8	13,855.0
AA		650.2		2,479.9	507.1	769.4	229.0	915.3	5,560.8
A	0.2	663.7		961.0	522.2	1,914.4	1,132.7	1,432.3	6,626.5
BBB	184.2	2,705.9		69.3	872.8	1,474.4	463.9	1,243.3	7,013.8
BB	50.3	867.1	9.2	383.6	1,143.0	1,216.8	32.8	1,486.6	5,189.5
B	27.6	559.4		332.5	1,442.8	829.4		1,459.6	4,651.4
CCC-C		777.6		58.3	897.7	857.7		957.5	3,548.8
D		119.9		51.1	301.4	93.7		289.4	855.5
A-1	35.0							714.6	749.6
A-2								7.5	7.5
A-3									
NP									
Equity	1,654.1	919.1	1,351.1	6,210.3	10,043.5	16,083.1		12,967.8	49,229.0
Unknown Rtg	60.4	3,540.7	30.1	578.4	1,828.8	5,414.5	28.0	10,826.9	22,307.9
Total Collateral	2,011.7	11,792.4	1,391.1	14,944.3	20,573.1	34,210.1	1,922.8	35,475.7	122,321.0
Total Borrowings	1,880.0	11,000.0	1,300.0	13,900.0	19,000.0	31,693.0	1,796.9	32,242.8	112,812.7
Collateral Cushion	7.01%	7.20%	7.01%	7.51%	8.28%	7.94%	7.01%	10.03%	8.43%

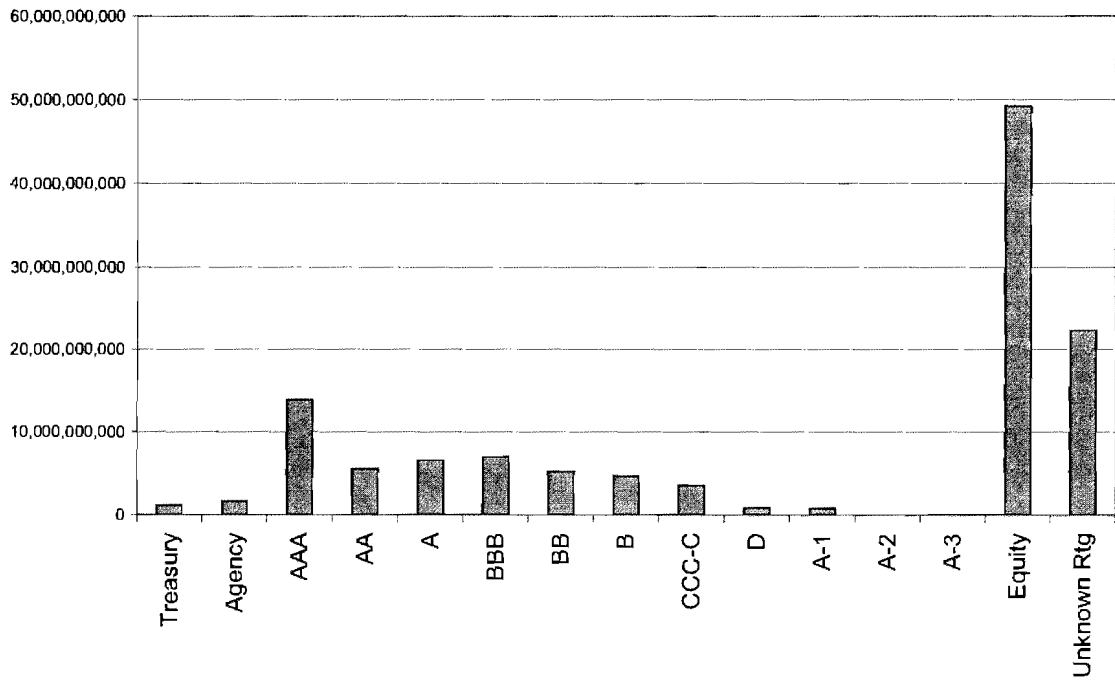
⁻¹ As of May 30, reported ratings reflect the lowest of the available ratings of each security.

RESTRICTED-FR

Collateral Value and Rating Distribution by Dealer

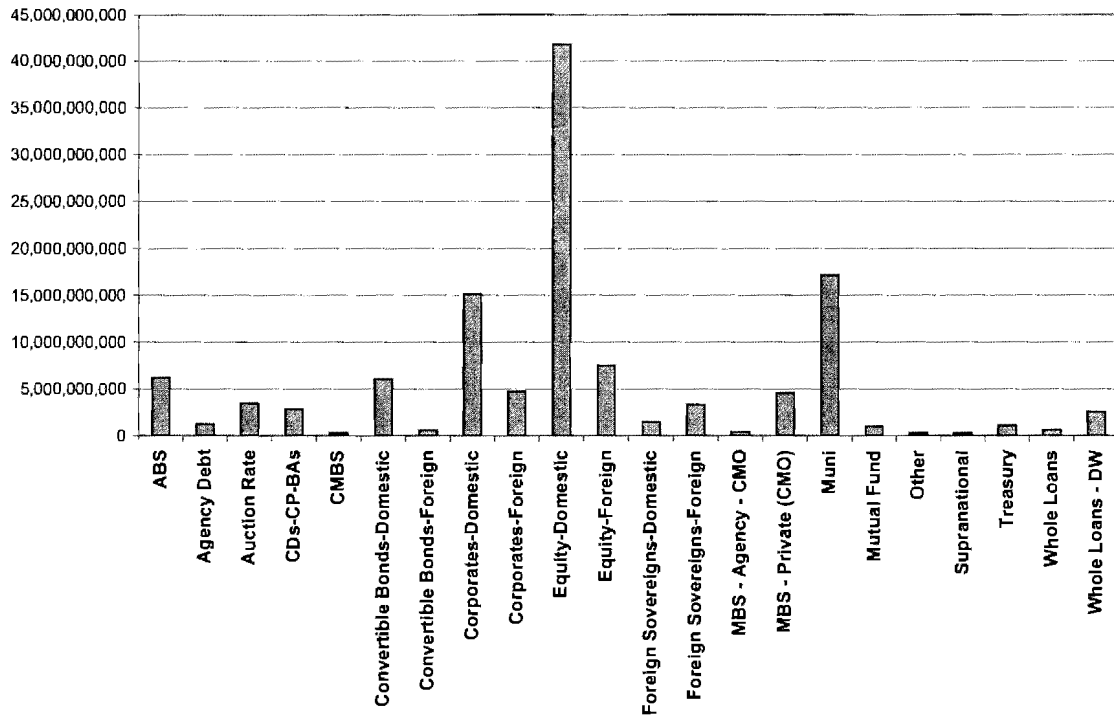


Distribution of Total Pledged Collateral by Rating



RESTRICTED-FR

Distribution of Total Pledged Collateral by Asset Class



Collateral Composition across all PDCF Participating Dealers

Rating	Dollar Value	% Total
Treasury	1,095,270,272	0.90%
Agency	1,640,531,968	1.34%
AAA	13,854,959,624	11.33%
AA	5,550,839,690	4.54%
A	6,626,461,723	5.42%
BBB	7,013,830,623	5.73%
BB	5,189,501,634	4.24%
B	4,651,385,052	3.80%
CCC-C	3,548,780,982	2.90%
D	855,497,689	0.70%
A-1	749,570,287	0.61%
A-2	7,456,346	0.01%
A-3	24,212	0.00%
Equity	49,229,032,818	40.25%
Unknown Rtg	22,307,881,789	18.24%
Total	122,321,024,713	100.00%

RESTRICTED-FR

Collateral Composition across all PDCF Participating Dealers (continued)

Collateral Type	Dollar Value	% Total
ABS	6,192,045,495	5.06%
Agency Debt	1,223,555,762	1.00%
Auction Rate	3,456,067,749	2.83%
CDs-CP-BAs	2,821,168,400	2.31%
CMBS	289,777,513	0.24%
Convertible Bonds-Domestic	6,016,265,113	4.92%
Convertible Bonds-Foreign	584,963,840	0.48%
Corporates-Domestic	15,104,664,729	12.35%
Corporates-Foreign	4,708,638,939	3.85%
Equity-Domestic	41,759,923,973	34.14%
Equity-Foreign	7,469,108,846	6.11%
Foreign Sovereigns-Domestic	1,464,956,754	1.20%
Foreign Sovereigns-Foreign	3,327,591,390	2.72%
MBS - Agency - CMO	416,976,207	0.34%
MBS - Private (CMO)	4,536,761,658	3.71%
Muni	17,132,674,847	14.01%
Mutual Fund	977,633,355	0.80%
Other	307,755,129	0.25%
Supranational	279,083,180	0.23%
Treasury	1,095,270,272	0.90%
Whole Loans	620,773,708	0.51%
Whole Loans - DW	2,535,367,854	2.07%
Total	122,321,024,713	100.00%

RESTRICTED-FR

Collateral Composition by Dealer

Dealer	Collateral	Rating	Dollar Value	% Total
BNP Paribas	CDs-CP-BAs	A-1	34,952,426	1.74%
	Corporates-Domestic	A	167,869	0.01%
		BBB	184,196,730	9.16%
		BB	50,315,407	2.50%
		B	27,558,334	1.37%
		Unknown Rtg	60,414,350	3.00%
Equity-Domestic	Equity	1,654,091,331	82.22%	
	Dealer Total		2,011,696,448	100.00%
Bank of America	ABS	AAA	2,471,092	0.02%
		AA	334,836,538	2.84%
		A	295,140,380	2.50%
		BBB	181,113,648	1.54%
		BB	67,594,907	0.57%
		B	29,807,639	0.25%
		CCC-C	59,657,707	0.51%
	D	22,037,852	0.19%	
		Unknown Rtg	231,504,649	1.96%
	CDs-CP-BAs	A-3	24,212	0.00%
		Unknown Rtg	892,304,778	7.57%
	Corporates-Domestic	A	4,186,085	0.04%
		BBB	2,307,390,693	19.57%
		BB	708,159,477	6.01%
		B	490,893,231	4.16%
		CCC-C	682,856,487	5.79%
		D	97,646,505	0.83%
		Unknown Rtg	206,338,330	1.75%
	Equity-Domestic	Equity	919,137,732	7.79%
	MBS - Agency - CMO	Agency	7,482,436	0.06%
	MBS - Private (CMO)	AAA	41,946,554	0.36%
		AA	13,464,493	0.11%
		A	168,253,872	1.43%
		BBB	208,089,148	1.76%
		BB	91,368,821	0.77%
		B	36,492,034	0.31%
		CCC-C	8,857,203	0.08%
D	230,666	0.00%		
	Unknown Rtg	12,733,482	0.11%	
Muni	AAA	525,834,490	4.46%	
	AA	301,852,327	2.56%	
	A	196,105,970	1.66%	
	BBB	9,265,838	0.08%	
	B	2,230,833	0.02%	
	CCC-C	26,250,000	0.22%	
	Unknown Rtg	2,197,825,761	18.64%	
Mutual Fund	AAA	15,800,000	0.13%	
Treasury	Treasury	395,220,000	3.35%	
	Dealer Total		11,792,405,869	100.00%

RESTRICTED-FR

Collateral Composition by Dealer (continued)

Dealer	Collateral	Rating	Dollar Value	% Total	
Barclays	Corporates-Domestic	BB	9,236,559	0.66%	
		Unknown Rtg	1,090	0.00%	
	Equity-Domestic	Equity	1,351,082,635	97.13%	
	Mutual Fund	AAA	601,071	0.04%	
		Unknown Rtg	30,145,376	2.17%	
	Dealer Total		1,391,066,731	100.00%	
Citigroup	ABS	AAA	224,791,214	1.50%	
		AA	221,044,476	1.48%	
		A	160,110,034	1.07%	
		BBB	43,280,608	0.29%	
		BB	23,014,404	0.15%	
		B	2,831,498	0.02%	
		CCC-C	46,134,230	0.31%	
		D	13,422,084	0.09%	
		Agency Debt	Agency	966,705,202	6.47%
		Corporates-Domestic	AAA	24,664,790	0.17%
	AA		69,553,556	0.47%	
	A		204,013,614	1.37%	
	BBB		3,756,018	0.03%	
	BB		881,717	0.01%	
	CCC-C		4,654,793	0.03%	
	Unknown Rtg		41,503,667	0.28%	
	Equity-Domestic		Equity	6,210,303,432	41.56%
	MBS - Private (CMO)	AAA	72,960,345	0.49%	
		AA	23,295,021	0.16%	
		A	116,496,471	0.78%	
		BBB	6,807,472	0.05%	
		BB	359,743,960	2.41%	
		B	329,715,044	2.21%	
CCC-C		7,496,749	0.05%		
Unknown Rtg		110,367,195	0.74%		
Muni	AAA	2,418,162,170	16.18%		
	AA	2,166,048,317	14.49%		
	A	480,397,827	3.21%		
	BBB	15,475,000	0.10%		
	D	37,690,000	0.25%		
	Unknown Rtg	386,560,894	2.59%		
Mutual Fund	AAA	112,500,000	0.75%		
	Unknown Rtg	39,926,754	0.27%		
	Dealer Total		14,944,308,556	100.00%	

RESTRICTED-FR

Collateral Composition by Dealer (continued)

Dealer	Collateral	Rating	Dollar Value	% Total
Goldman Sachs	ABS	AAA	235,965,657	1.15%
		AA	107,714,357	0.52%
		A	94,743,595	0.46%
		BBB	171,141,954	0.83%
		BB	141,706,833	0.69%
		B	324,045,354	1.58%
		CCC-C	199,798,046	0.97%
		D	193,029,020	0.94%
		Unknown Rtg	74,589,037	0.36%
		CMBS	BBB	88,159
	Unknown Rtg		6,114,547	0.03%
	Convertible Bonds-Domestic	BB	196,795	0.00%
		Unknown Rtg	104,452,300	0.51%
	Convertible Bonds-Foreign	Unknown Rtg	13,990,087	0.07%
	Corporates-Domestic	AAA	521,841,876	2.54%
		AA	102,223,637	0.50%
		A	259,024,195	1.26%
		BBB	156,968,141	0.76%
		BB	350,925,722	1.71%
		B	608,373,103	2.96%
		CCC-C	631,916,377	3.07%
		D	103,952,042	0.51%
		Unknown Rtg	105,946,500	0.51%
Corporates-Foreign		AAA	671,500,698	3.26%
	AA	130,713,413	0.64%	
	A	41,910,845	0.20%	
	BBB	370,941,094	1.80%	
	BB	146,681,565	0.71%	
	B	340,649,049	1.66%	
	CCC-C	6,616,773	0.03%	
	D	1,530,537	0.01%	
	Unknown Rtg	53,229,026	0.26%	
	Equity-Domestic	Equity	9,525,769,932	46.30%
Equity-Foreign	Equity	517,755,794	2.52%	
Foreign Sovereigns-Domestic	AAA	77,880,523	0.38%	
	BBB	18,903,121	0.09%	
	BB	88,851,877	0.43%	
	B	19,517,605	0.09%	
	CCC-C	2,394,205	0.01%	
Foreign Sovereigns-Foreign	Unknown Rtg	5,269,151	0.03%	
	AAA	947,700,308	4.61%	
	AA	6,234,076	0.03%	
	BB	12,092,773	0.06%	
	B	10,002,663	0.05%	
MBS - Agency - CMO	CCC-C	78,737	0.00%	
	D	252,518	0.00%	
	Unknown Rtg	1,128,735,825	5.49%	
	Agency	572,846	0.00%	
	MBS - Private (CMO)	AAA	480,244,527	2.33%
		AA	151,621,293	0.74%
		A	81,241,883	0.39%
		BBB	108,880,689	0.53%
		BB	402,120,423	1.95%
		B	131,900,548	0.64%
CCC-C		56,863,676	0.28%	
D		2,611,067	0.01%	
Unknown Rtg		60,807,873	0.30%	
Muni		AA	8,550,000	0.04%
	A	45,327,450	0.22%	
	BBB	45,655,811	0.22%	
	BB	466,562	0.00%	
	B	8,319,778	0.04%	
	Unknown Rtg	88,761,054	0.43%	
Mutual Fund	AAA	78,002,802	0.38%	
	BBB	229,632	0.00%	
	Unknown Rtg	186,939,018	0.91%	
Dealer Total			20,573,076,373	100.00%

RESTRICTED-FR

Collateral Composition by Dealer (continued)

Dealer	Collateral	Rating	Dollar Value	% Total		
Merrill Lynch	ABS	AAA	404,204,715	1.18%		
		AA	57,768,007	0.17%		
		A	86,076,859	0.25%		
		BBB	34,262,246	0.10%		
		BB	88,014,758	0.26%		
		B	125,777,124	0.37%		
		CCC-C	236,110,268	0.69%		
		D	39,063,313	0.11%		
		Unknown Rtg	137,755,424	0.40%		
		Agency Debt	Agency	30,431,914	0.09%	
		Auction Rate	AAA	2,419,053,074	7.07%	
			AA	161,475,845	0.47%	
			A	239,688,326	0.70%	
			BBB	122,600,065	0.36%	
			BB	38,438	0.00%	
			B	30,733	0.00%	
			CCC-C	32,117,800	0.09%	
			Unknown Rtg	481,063,468	1.41%	
			CDS-CP-BAs	Unknown Rtg	63,462,695	0.19%
			CMBS	Unknown Rtg	136,840,163	0.40%
			Convertible Bonds-Domestic	AA	3,450,896	0.01%
				A	404,550,761	1.18%
				BBB	301,490,618	0.88%
				BB	108,142,605	0.32%
				B	190,712,030	0.56%
				CCC-C	90,318,405	0.26%
				D	3,148	0.00%
				Unknown Rtg	722,225,578	2.11%
			Convertible Bonds-Foreign	BBB	26	0.00%
				BB	197	0.00%
				B	149	0.00%
				Unknown Rtg	75,256,491	0.22%
			Corporates-Domestic	AAA	77,026,223	0.23%
				AA	45,153,990	0.13%
				A	223,950,073	0.65%
				BBB	311,990,270	0.91%
				BB	157,251,035	0.46%
				B	236,701,452	0.69%
				CCC-C	474,391,186	1.39%
				D	26,897,840	0.08%
				Unknown Rtg	629,313,154	1.84%
			Corporates-Foreign	AAA	26,466,244	0.08%
				AA	31,839,338	0.09%
				A	265,414,566	0.78%
				BBB	272,863,533	0.80%
				BB	394,529,823	1.15%
				B	40,177,436	0.12%
				CCC-C	13,849,436	0.04%
				D	8,037,534	0.02%
				Unknown Rtg	442,806,126	1.29%
			Equity-Domestic	Equity	12,803,253,851	37.43%
			Equity-Foreign	Equity	3,279,853,506	9.59%
			Foreign Sovereigns-Domestic	AA	4,857,312	0.01%
				A	172,142,999	0.50%
				BBB	178,228,782	0.52%
				BB	377,216,100	1.10%
				B	179,669,937	0.53%
				CCC-C	5,051,456	0.01%
				D	18,216,971	0.05%
				Unknown Rtg	75,046,781	0.22%
			Foreign Sovereigns-Foreign	AAA	750,679,565	2.19%
				AA	32,266,304	0.09%
				A	137,309,309	0.40%
				BBB	170,501,005	0.50%
				BB	21,632,381	0.06%
				B	45,521,427	0.13%
				D	925,315	0.00%
				Unknown Rtg	24,242,783	0.07%
			MBS - Agency - CMO	Agency	15,295,215	0.04%
			MBS - Private (CMO)	AAA	563,258,319	1.62%
				AA	81,862,105	0.24%
				A	104,837,575	0.31%
				BBB	20,437,785	0.06%
				BB	46,244,499	0.14%
				B	9,068,151	0.03%
				CCC-C	3,477,165	0.01%
				D	2,425	0.00%
				Unknown Rtg	4,514,092	0.01%
			Muni	AAA	560,962,423	1.64%
				AA	350,724,051	1.03%
				A	273,669,855	0.80%
				BBB	61,618,522	0.18%
				BB	371,802	0.00%
				B	1,015,460	0.00%
				CCC-C	1,719,753	0.01%
				Unknown Rtg	1,661,732,759	4.86%
			Mutual Fund	Unknown Rtg	57,329,487	0.17%
			Other	BBB	367,819	0.00%
				BB	23,340,591	0.07%
				B	774,280	0.00%
				CCC-C	693,229	0.00%
				D	544,228	0.00%
				Unknown Rtg	282,034,982	0.82%
			Supranational	AAA	19,237,506	0.06%
				A	6,770,733	0.02%
				Unknown Rtg	24,468	0.00%
			Treasury	Treasury	700,050,272	2.05%
			Whole Loans	Unknown Rtg	620,773,708	1.81%
			Dealer Total		34,210,054,046	100.00%

RESTRICTED-FR

Collateral Composition by Dealer (continued)

Dealer	Collateral	Rating	Dollar Value	% Total		
Mizuho	Corporates-Domestic	AAA	30,941,789	1.61%		
		AA	228,986,909	11.91%		
		A	1,132,650,852	58.91%		
		BBB	463,946,238	24.13%		
		BB	32,785,515	1.71%		
		Unknown Rtg	28,043,130	1.46%		
		Supranational	AAA	5,419,949	0.28%	
		Dealer Total		1,922,753,783	100.00%	
		Morgan Stanley	ABS	AAA	173,081,148	0.49%
				AA	5,025,302	0.01%
A	43,535,329			0.12%		
BBB	46,167,818			0.13%		
BB	255,687,161			0.72%		
B	166,731,080			0.47%		
CCC-C	375,826,457			1.08%		
D	181,281,321			0.51%		
Unknown Rtg	234,130,352			0.66%		
Agency Debt	Agency			226,418,646	0.64%	
CDs-CP-BAs	A-1			714,617,861	2.01%	
	A-2			7,456,346	0.02%	
	Unknown Rtg			1,108,330,081	3.12%	
CMBS	BBB			18,500	0.00%	
	BB			743	0.00%	
	B		210,394	0.00%		
Convertible Bonds-Domestic	Unknown Rtg		146,505,006	0.41%		
	AA		44,907,266	0.13%		
	A		359,777,097	1.01%		
	BBB		525,498,493	1.48%		
	BB		321,581,616	0.91%		
	B		471,535,296	1.33%		
	CCC-C		248,167,172	0.70%		
	D		15,473,125	0.04%		
	Unknown Rtg		2,103,781,911	5.93%		
	Convertible Bonds-Foreign		A	257,398	0.00%	
BBB			13,536,595	0.04%		
BB			26,942,855	0.08%		
B			4,738,660	0.01%		
Unknown Rtg			450,241,381	1.27%		
Corporates-Domestic	AAA		224,990,591	0.63%		
	AA		174,848,119	0.49%		
	A		324,922,641	0.92%		
	BBB		456,426,238	1.29%		
	BB		318,320,037	0.90%		
	B		458,872,213	1.29%		
	CCC-C		190,239,719	0.54%		
	D		60,494,970	0.17%		
	Unknown Rtg		775,980,249	2.19%		
	Corporates-Foreign		AAA	204,000,552	0.58%	
AA			80,349,649	0.23%		
A			195,625,356	0.55%		
BBB			137,795,619	0.39%		
BB			235,107,528	0.66%		
B			61,925,364	0.17%		
CCC-C		45,793,454	0.13%			
D		6,475,942	0.02%			
Unknown Rtg		481,808,439	1.36%			
Equity-Domestic		Equity	9,296,285,060	26.20%		
Equity-Foreign	Equity	3,671,499,545	10.35%			
Foreign Sovereigns-Domestic	AA	4,783,588	0.01%			
	A	47,798	0.00%			
	BBB	19,868,987	0.06%			
	BB	101,455,311	0.29%			
	B	98,126,663	0.28%			
	CCC-C	16,403,277	0.05%			
	Unknown Rtg	1,024,712	0.00%			
	Foreign Sovereigns-Foreign	AAA	10,527,774	0.03%		
		AA	4,886	0.00%		
		BBB	3,663,320	0.01%		
BB		313,315	0.00%			
B		24,867,290	0.07%			
D		39,816	0.00%			
Agency		393,625,709	1.11%			
MBS - Agency - CMO	AAA	33,531,590	0.09%			
	AA	13,953,272	0.04%			
	A	15,749,395	0.04%			
	BBB	28,982,655	0.08%			
	BB	226,773,434	0.64%			
	B	164,523,859	0.46%			
	CCC-C	44,507,816	0.13%			
	D	2,519,447	0.01%			
	Unknown Rtg	97,907,565	0.28%			
	Muni	AAA	1,591,330,120	4.49%		
AA		591,451,347	1.67%			
A		492,385,110	1.39%			
BBB		11,381,733	0.03%			
BB		394,086	0.00%			
B		8,069,343	0.02%			
CCC-C		36,539,409	0.10%			
D		23,100,000	0.07%			
Unknown Rtg		2,505,428,592	7.06%			
Mutual Fund		AAA	69,750,000	0.20%		
		Unknown Rtg	386,409,215	1.09%		
Supranational		AAA	247,630,524	0.70%		
Whole Loans - DW		Unknown Rtg	2,535,367,854	7.15%		
Dealer Total			35,475,662,907	100.00%		

RESTRICTED-FR

Notes

1. The market value of the overnight PDCF collateral is the market value reported by the clearing banks.
2. As of May 30, the classification of securities has been slightly adjusted to more closely align securities with their descriptive category.